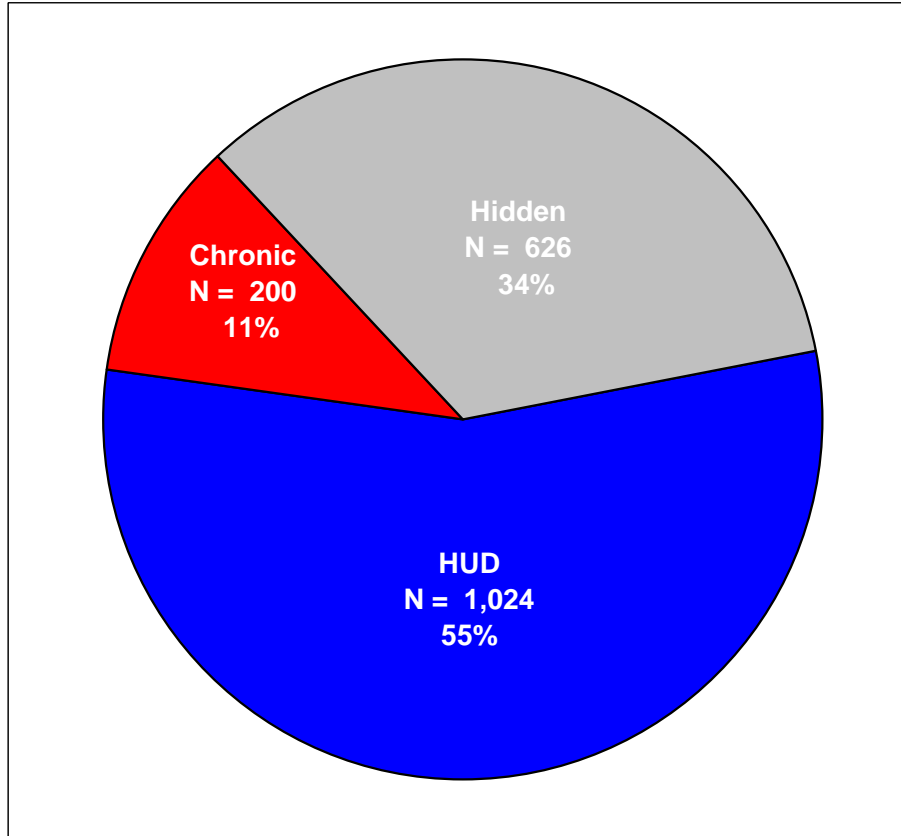


**Overview**  
**One-Night Homeless Census**  
**Vermont - January 25, 2007**

N = 1,850

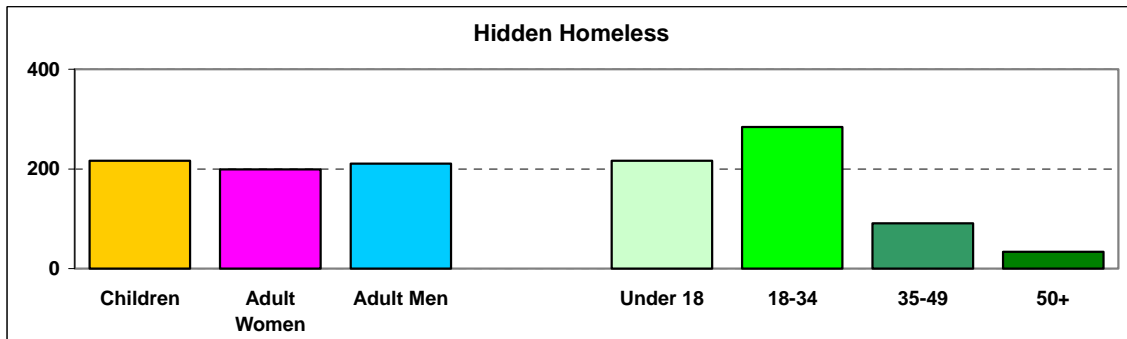
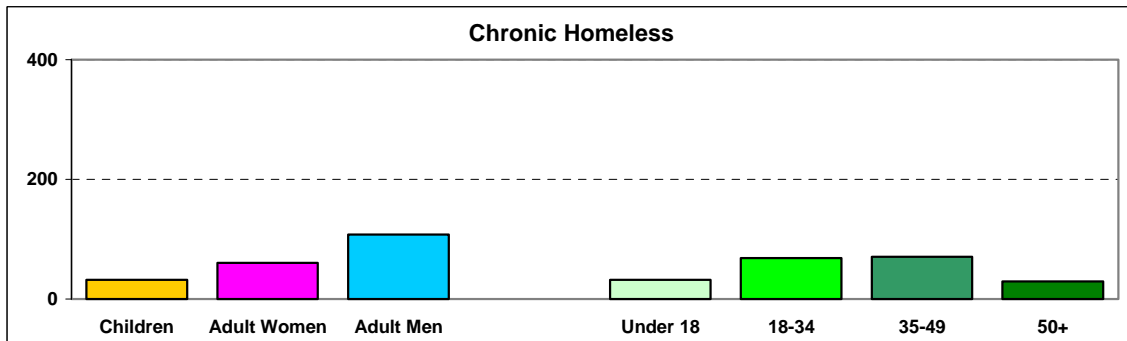
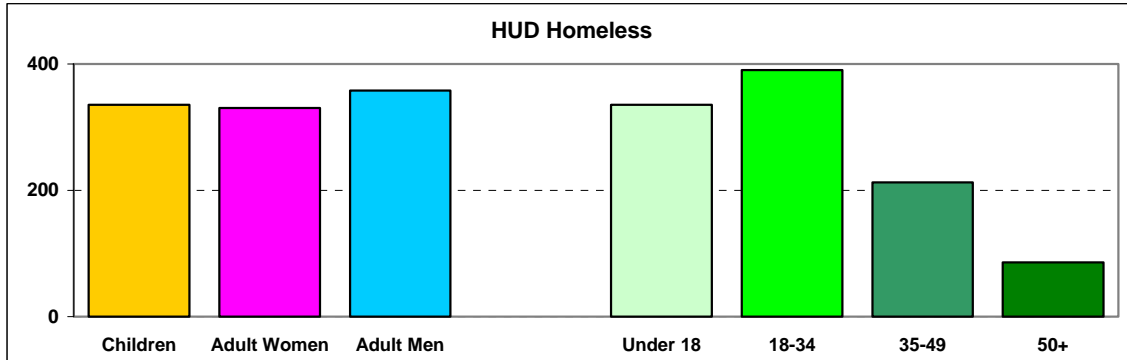


\* HUD includes individuals who lack a fixed, regular, and adequate nighttime residence, and individuals with a primary nighttime residence that is a shelter, institution or other public or private place providing temporary living accommodations.  
\*\* Chronic includes unaccompanied homeless individuals with a disabling condition who have either been continuously homeless for a year or more OR have had at least 4 episodes of homelessness in the past 3 years.  
\*\*\* Hidden includes individuals who are 'couch surfing' and 'doubling up' for non-HUD funded programs.

Analysis is based on data gathered on 01-25-2007 from a Vermont state-wide Census of the Homeless. All estimates are based on Probabilistic Population Estimation of caseload size using date of birth and gender (with 95% confidence intervals). Approximately 12% of all records were excluded from the analysis due to missing date of birth and/or gender.

Vermont State Housing Authority  
Analysis performed by the Vermont Mental Health Performance Indicator Project  
**The data utilized in this report was provided by**  
**The Vermont Coalition to End Homelessness and the Chittenden Homeless Alliance.**  
**Additional reports or use of this data must be approved by these groups.**

# One-Night Homeless Census Vermont - January 25, 2007 Summary of Findings



\* HUD includes individuals who lack a fixed, regular, and adequate nighttime residence, and individuals with a primary nighttime residence that is a shelter, institution or other public or private place providing temporary living accommodations.

\*\* Chronic includes unaccompanied homeless individuals with a disabling condition who have either been continuously homeless for a year or more OR have had at least 4 episodes of homelessness in the past 3 years.

\*\*\* Hidden includes individuals who are 'couch surfing' and 'doubling up' for non-HUD funded programs.

Analysis is based on data gathered on 01-25-2007 from a Vermont state-wide Census of the Homeless. All estimates are based on Probabilistic Population Estimation of caseload size using date of birth and gender (with 95% confidence intervals). Approximately 306 records (12.5%) were excluded from the analysis due to missing date of birth and/or gender information.

Vermont State Housing Authority  
Analysis performed by the Vermont Mental Health Performance Indicator Project  
**The data utilized in this report was provided by  
The Vermont Coalition to End Homelessness and the Chittenden Homeless Alliance.  
Additional reports or use of this data must be approved by these groups.**

# One-Night Homeless Census Vermont - January 25, 2007 Summary of Findings by Age and Gender

	HUD *	Chronic **	Hidden ***	Total
Total	1,024 ± 8	200 ± 2	626 ± 6	1,850 ± 10
Children	335 ± 5	32 ± 1	216 ± 4	584 ± 6
Adult Women	330 ± 5	60 ± 1	199 ± 3	590 ± 6
Adult Men	358 ± 5	108 ± 2	210 ± 3	676 ± 6
Age				
Under 18	335 ± 5	32 ± 1	216 ± 4	584 ± 6
18-34	390 ± 6	68 ± 1	284 ± 4	743 ± 7
35-49	213 ± 3	70 ± 1	91 ± 2	374 ± 4
50+	86 ± 2	29 ± 1	34 ± 1	149 ± 2
Female				
Under 18	169 ± 4	15 ± 1	102 ± 2	286 ± 4
18-34	220 ± 5	32 ± 1	150 ± 3	402 ± 6
35-49	86 ± 2	21 ± 1	33 ± 1	140 ± 2
50+	24 ± 1	7 ± 0	16 ± 0	47 ± 1
Male				
Under 18	166 ± 3	17 ± 1	115 ± 3	298 ± 4
18-34	170 ± 3	36 ± 1	135 ± 3	341 ± 4
35-49	127 ± 3	49 ± 1	57 ± 1	234 ± 3
50+	62 ± 1	22 ± 1	18 ± 1	102 ± 2

\* HUD includes individuals who lack a fixed, regular, and adequate nighttime residence, and individuals with a primary nighttime residence that is a shelter, institution or other public or private place providing temporary living accommodations.

\*\* Chronic includes unaccompanied homeless individuals with a disabling condition who have either been continuously homeless for a year or more OR have had at least 4 episodes of homelessness in the past 3 years.

\*\*\* Hidden includes individuals who are 'couch surfing' and 'doubling up' for non-HUD funded programs.

Analysis is based on data gathered on 01-25-2007 from a Vermont state-wide Census of the Homeless. All estimates are based on Probabilistic Population Estimation of caseload size using date of birth and gender (with 95% confidence intervals). Approximately 306 records (12.5%) were excluded from the analysis due to missing date of birth and/or gender information.

Vermont State Housing Authority  
Analysis performed by the Vermont Mental Health Performance Indicator Project  
**The data utilized in this report was provided by  
The Vermont Coalition to End Homelessness and the Chittenden Homeless Alliance.  
Additional reports or use of this data must be approved by these groups.**

**One-Night Homeless Census  
Vermont - January 25, 2007  
Summary of Findings by Age and Gender  
For Employed Individuals**

	<u>HUD *</u>	<u>Chronic **</u>	<u>Hidden ***</u>	<u>Total</u>
Total	185 ± 2	18 ± 0	89 ± 1	292 ± 3
Children	19 ± 1	3 ± 0	15 ± 1	37 ± 2
Adult Women	63 ± 1	4 ± 0	27 ± 1	95 ± 3
Adult Men	103 ± 2	11 ± 0	46 ± 1	160 ± 3
Age				
Under 18	19 ± 1	3 ± 0	15 ± 1	37 ± 1
18-34	101 ± 2	8 ± 0	59 ± 1	168 ± 2
35-49	45 ± 1	6 ± 0	13 ± 0	64 ± 1
50+	20 ± 1	1 ± 0	1 ± 0	22 ± 1
Female				
Under 18	16 ± 1	2 ± 0	9 ± 1	27 ± 1
18-34	50 ± 1	4 ± 0	24 ± 1	78 ± 1
35-49	9 ± 0	0 ± 0	2 ± 0	11 ± 0
50+	4 ± 0	0 ± 0	1 ± 0	5 ± 0
Male				
Under 18	3 ± 0	1 ± 0	6 ± 0	10 ± 0
18-34	50 ± 1	4 ± 0	35 ± 1	90 ± 2
35-49	36 ± 1	6 ± 0	11 ± 0	53 ± 1
50+	16 ± 1	1 ± 0	0 ± 0	17 ± 1

\* HUD includes individuals who lack a fixed, regular, and adequate nighttime residence, and individuals with a primary nighttime residence that is a shelter, institution or other public or private place providing temporary living accommodations.

\*\* Chronic includes unaccompanied homeless individuals with a disabling condition who have either been continuously homeless for a year or more OR have had at least 4 episodes of homelessness in the past 3 years.

\*\*\* Hidden includes individuals who are 'couch surfing' and 'doubling up' for non-HUD funded programs.

Analysis is based on data gathered on 01-25-2007 from a Vermont state-wide Census of the Homeless. All estimates are based on Probabilistic Population Estimation of caseload size using date of birth and gender (with 95% confidence intervals). Approximately 306 records (12.5%) were excluded from the analysis due to missing date of birth and/or gender information.

Vermont State Housing Authority  
Analysis performed by the Vermont Mental Health Performance Indicator Project  
**The data utilized in this report was provided by  
The Vermont Coalition to End Homelessness and the Chittenden Homeless Alliance.  
Additional reports or use of this data must be approved by these groups.**

**One-Night Homeless Census  
Vermont - January 25, 2007  
Summary of Findings by Age and Gender  
For Individuals in an Emergency Shelter**

	<u>HUD *</u>	<u>Chronic **</u>	<u>Hidden ***</u>	<u>Total</u>
Total	272 ± 3	53 ± 1	0 ± 0	325 ± 3
Children	92 ± 1	10 ± 0	0 ± 0	102 ± 2
Adult Women	90 ± 1	17 ± 0	0 ± 0	107 ± 3
Adult Men	91 ± 1	26 ± 1	0 ± 0	117 ± 3
Age				
Under 18	92 ± 1	10 ± 0	0 ± 0	102 ± 2
18-34	90 ± 1	15 ± 0	0 ± 0	105 ± 2
35-49	60 ± 1	21 ± 1	0 ± 0	81 ± 1
50+	30 ± 1	7 ± 0	0 ± 0	37 ± 1
Female	136 ± 2	21 ± 0	0 ± 0	157 ± 2
Under 18	46 ± 1	4 ± 0	0 ± 0	50 ± 1
18-34	54 ± 1	10 ± 0	0 ± 0	64 ± 1
35-49	30 ± 1	6 ± 0	0 ± 0	36 ± 1
50+	5 ± 0	1 ± 0	0 ± 0	6 ± 0
Male	136 ± 2	32 ± 1	0 ± 0	168 ± 2
Under 18	45 ± 1	6 ± 0	0 ± 0	51 ± 1
18-34	35 ± 1	5 ± 0	0 ± 0	40 ± 1
35-49	30 ± 1	15 ± 1	0 ± 0	45 ± 1
50+	25 ± 1	6 ± 0	0 ± 0	31 ± 1

\* HUD includes individuals who lack a fixed, regular, and adequate nighttime residence, and individuals with a primary nighttime residence that is a shelter, institution or other public or private place providing temporary living accommodations.

\*\* Chronic includes unaccompanied homeless individuals with a disabling condition who have either been continuously homeless for a year or more OR have had at least 4 episodes of homelessness in the past 3 years.

\*\*\* Hidden includes individuals who are 'couch surfing' and 'doubling up' for non-HUD funded programs.

Analysis is based on data gathered on 01-25-2007 from a Vermont state-wide Census of the Homeless. All estimates are based on Probabilistic Population Estimation of caseload size using date of birth and gender (with 95% confidence intervals). Approximately 306 records (12.5%) were excluded from the analysis due to missing date of birth and/or gender information.

Vermont State Housing Authority  
Analysis performed by the Vermont Mental Health Performance Indicator Project  
**The data utilized in this report was provided by  
The Vermont Coalition to End Homelessness and the Chittenden Homeless Alliance.  
Additional reports or use of this data must be approved by these groups.**