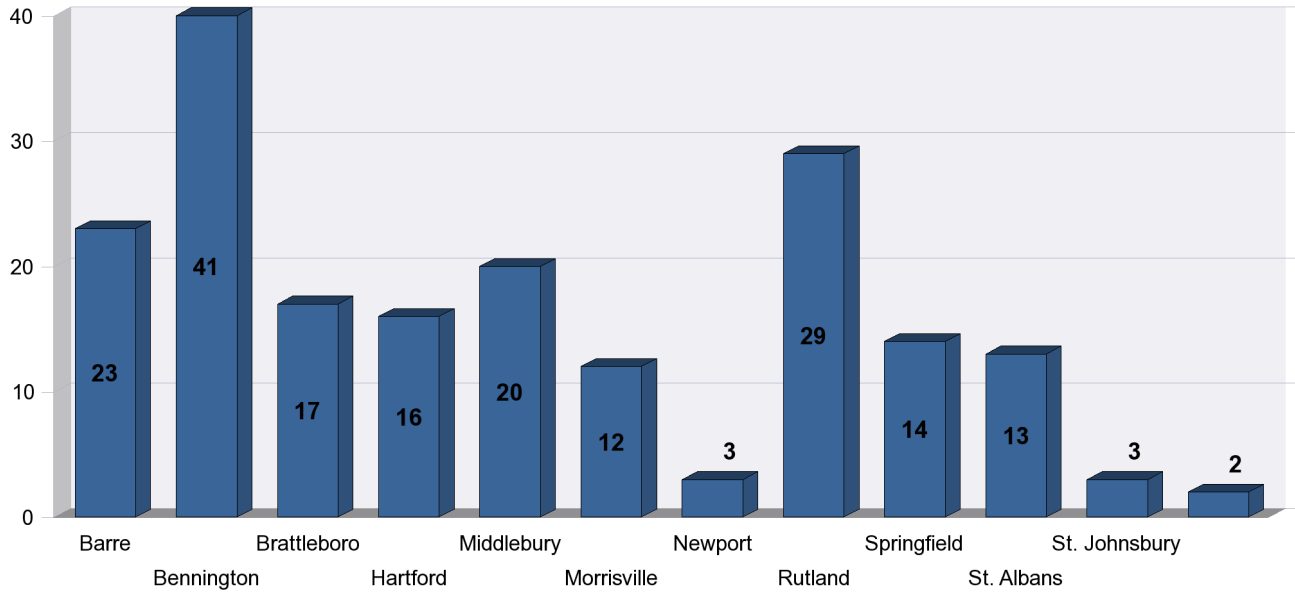


State of Vermont Point in Time Homeless Survey - Agencies Reporting By AHS District

January 26, 2011

Number of Agencies Reporting 154

Number of Agencies Reporting by AHS District

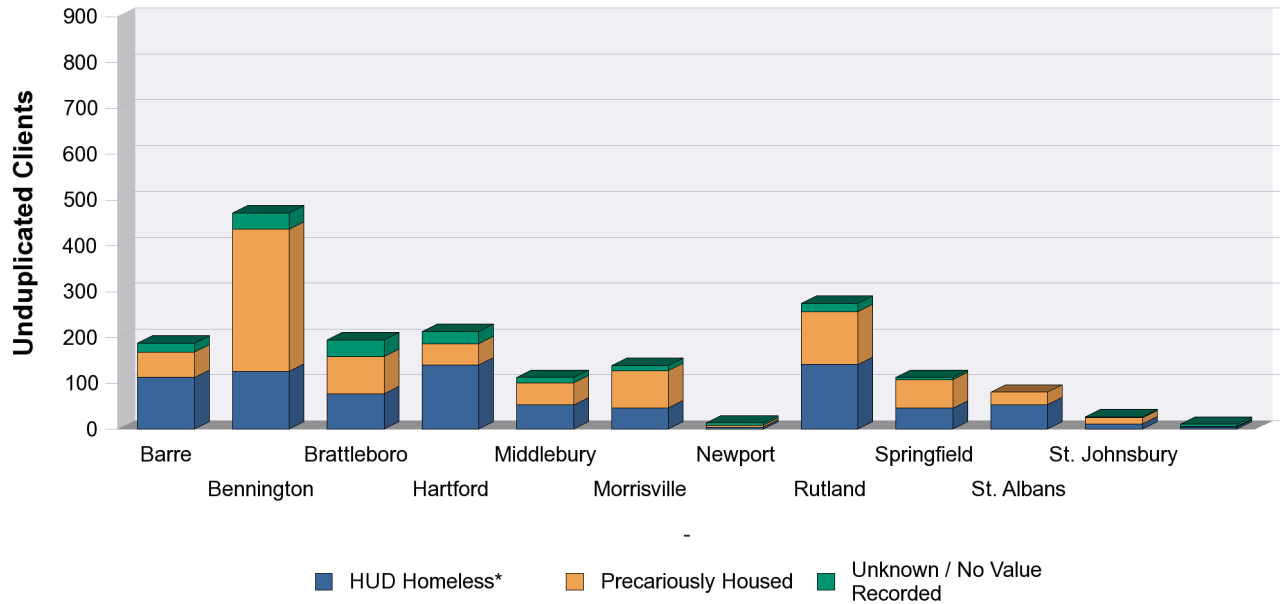


State of Vermont Point in Time Homeless Survey - Summary By AHS District

January 26, 2011

	Totals	HUD Homeless*	Precariously Housed
Persons Counted (singles and individuals in families)	2,065	973	907
Persons Counted Unduplicated (singles and individuals in families)	1,743	797	831
Total Families	545	249	251
Total Persons in Families	939	404	498
Total Individuals NOT in Families Unduplicated	828	404	339

AHS District	Total Persons Recorded	%	Totals Persons Unduplicated	%	HUD Homeless* Unduplicated	Chronic Homeless Unduplicated	Precariously Housed Unduplicated
Barre	205	9.9%	185	10.5%	113	19	55
Bennington	521	25.2%	447	25.3%	125	20	310
Brattleboro	258	12.5%	193	10.9%	76	36	82
Hartford	230	11.1%	197	11.1%	140	15	47
Middlebury	128	6.2%	108	6.1%	53	14	48
Morrisville	155	7.5%	133	7.5%	46	3	81
Newport	13	0.6%	13	0.7%	4	0	4
Rutland	293	14.2%	268	15.2%	145	12	115
Springfield	116	5.6%	110	6.2%	45	5	62
St. Albans	110	5.3%	78	4.4%	53	3	27
St. Johnsbury	26	1.3%	26	1.5%	11	0	13
	10	0.5%	10	0.6%	4	0	1



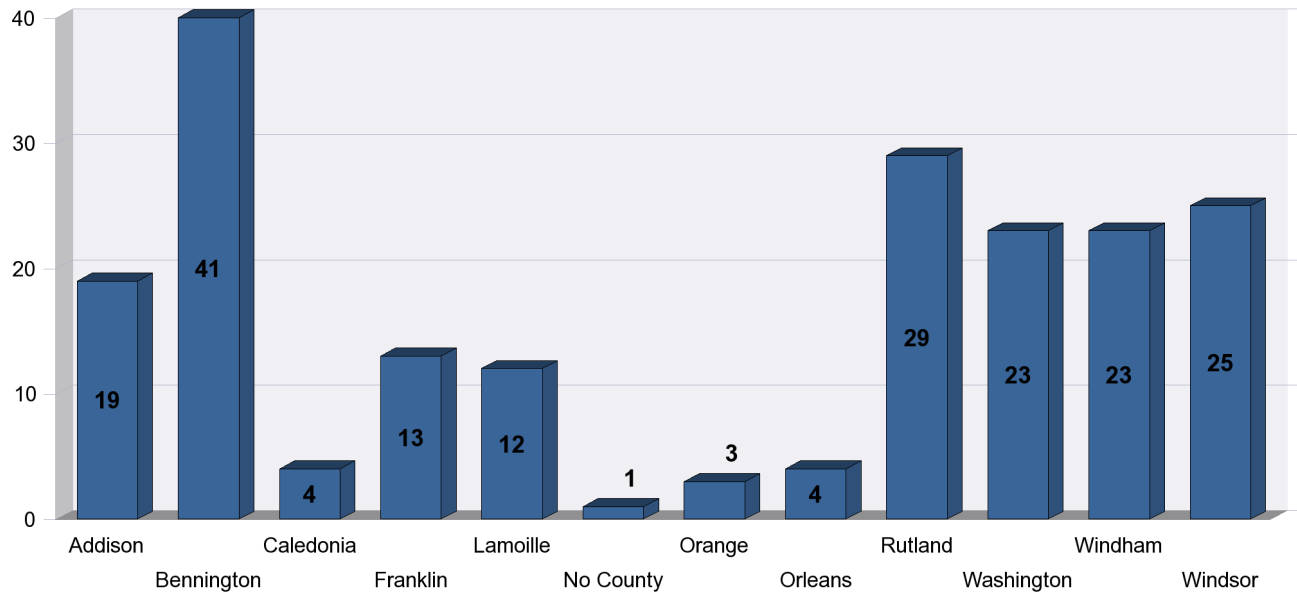
HUD Homeless includes Chronically Homeless. Precariously Housed includes people doubled-up, couch surfers etc. Unknown/Not Recorded are not shown separately, but are included in Totals. All client counts are unduplicated unless otherwise noted. Statewide Unduplicated counts may not equal the sum of County or AHS District Totals. For example, if a person with the same unique identifier was counted by an agency in Addison County and by an agency in Chittenden County, statewide unduplicated counts will count this person as one, and breakdowns for Addison County and for Chittenden County will each count this person.

State of Vermont Point in Time Homeless Survey - Agencies Reporting By County

January 26, 2011

Number of Agencies Reporting 154

Number of Agencies Reporting by County

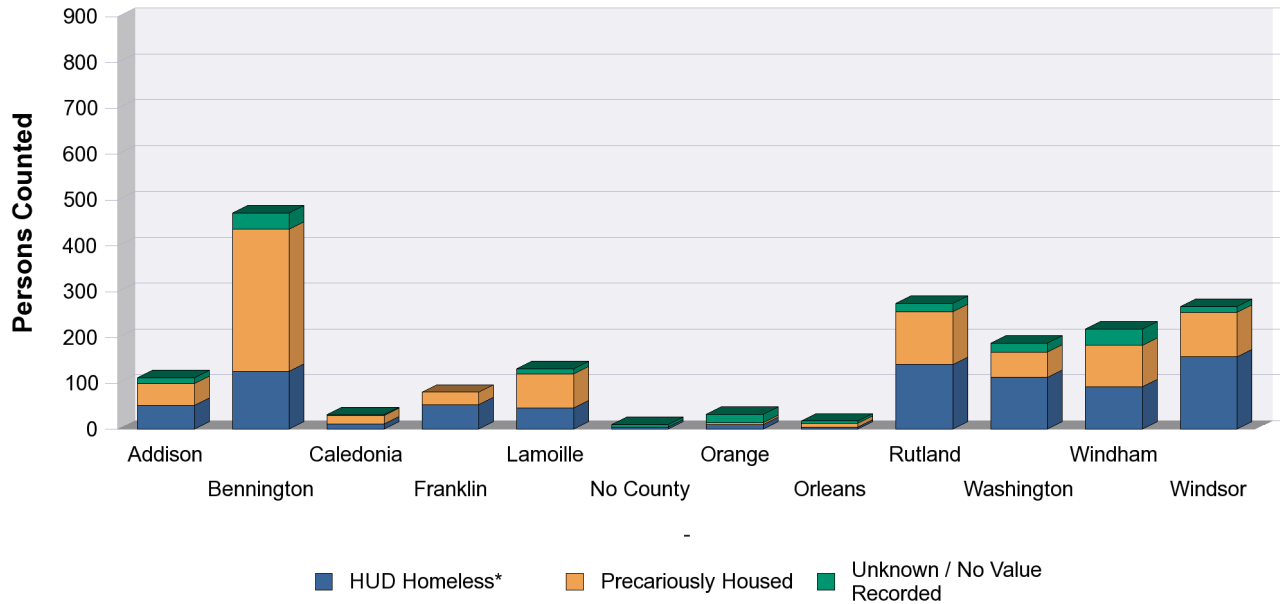


State of Vermont Point in Time Homeless Survey - Summary By County

January 26, 2011

	Totals	HUD Homeless*	Precariously Housed
Persons Counted (singles and individuals in families)	1,743	973	907
Total Families	545	249	251
Total Persons in Families	939	404	498
Total Individuals NOT in Families	828	404	339

County	Persons Counted	%	HUD Homeless*	Chronic Homeless	Precariously Housed
Addison	108	6.1%	52	14	48
Bennington	447	25.2%	125	20	310
Caledonia	31	1.7%	11	0	18
Franklin	78	4.4%	53	3	27
Lamoille	126	7.1%	46	3	74
No County	9	0.5%	4	0	
Orange	32	1.8%	9	2	5
Orleans	17	1.0%	4	0	8
Rutland	268	15.1%	145	12	115
Washington	185	10.4%	113	19	55
Windham	217	12.2%	92	38	90
Windsor	254	14.3%	158	16	97



HUD Homeless includes Chronically Homeless. Precariously Housed includes people doubled-up, couch surfers etc. Unknown/Not Recorded are not shown separately, but are included in Totals. All client counts are unduplicated unless otherwise noted. Statewide Unduplicated counts may not equal the sum of County or AHS District Totals. For example, if a person with the same unique identifier was counted by an agency in Addison County and by an agency in Chittenden County, statewide unduplicated counts will count this person as one, and breakdowns for Addison County and for Chittenden County will each count this person.

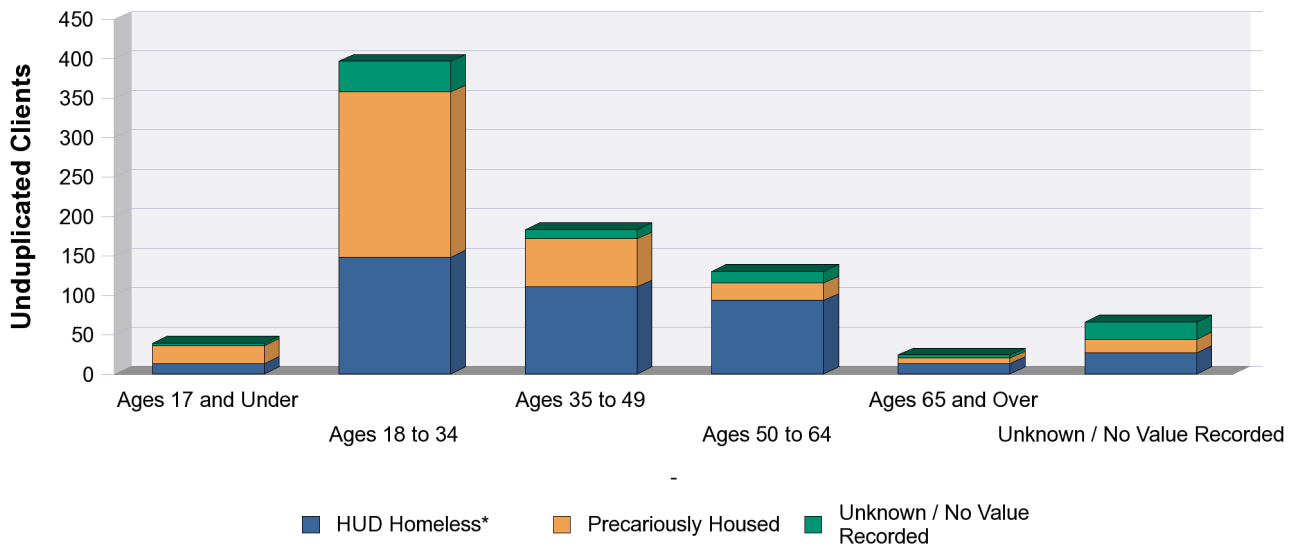
State of Vermont Point in Time Homeless Survey - Individuals

January 26, 2011

State Wide Report

	Totals	HUD Homeless*	Precariously Housed
Total Individuals NOT in Families Unduplicated	828	404	339

	Total Persons Recorded	%	Totals Persons Unduplicated	%	HUD Homeless* Unduplicated	Chronic Homeless Unduplicated	Precariously Housed Unduplicated
Ages 17 and Under	40	4.3%	39	4.7%	13	2	23
Ages 18 to 34	447	48.0%	392	47.3%	149	38	209
Ages 35 to 49	196	21.1%	179	21.6%	113	25	61
Ages 50 to 64	143	15.4%	129	15.6%	93	20	22
Ages 65 and Over	27	2.9%	24	2.9%	13	4	7
Unknown / No Value Recorded	78	8.4%	65	7.9%	27	3	17



	Total Persons Recorded	%	Totals Persons Unduplicated	%	HUD Homeless Unduplicated*	Chronic Homeless Unduplicated	Precariously Housed Unduplicated
Ages 04 and Under	3	0.3%	3	0.4%	0	0	3
Ages 05 to 10	1	0.1%	1	0.1%	0	0	1
Ages 11 to 14	4	0.4%	4	0.5%	3	1	1
Ages 15 to 17	32	3.4%	31	3.7%	10	1	18
Ages 18 to 21	182	19.5%	156	18.8%	47	4	89
Over 21	631	67.8%	568	68.6%	321	83	210
Unknown / No Value Recorded	78	8.4%	65	7.9%	27	3	17

Youth	Total Persons Recorded	Totals Persons Unduplicated	HUD Homeless Unduplicated*	Chronic Homeless Unduplicated	Precariously Housed Unduplicated
Unaccompanied Youth 14 to 17	19	18	2	0	14
All Recorded as Unaccompanied Youth	27	26	4	0	20

HUD Homeless includes Chronically Homeless. Precariously Housed includes people doubled-up, couch surfers etc. Unknown/Not Recorded are not shown separately, but are included in Totals. All client counts are unduplicated unless otherwise noted. Statewide Unduplicated counts may not equal the sum of County or AHS District Totals. For example, if a person with the same unique identifier was counted by an agency in Addison County and by an agency in Chittenden County, statewide unduplicated counts will count this person as one, and breakdowns for Addison County and for Chittenden County will each count this person.

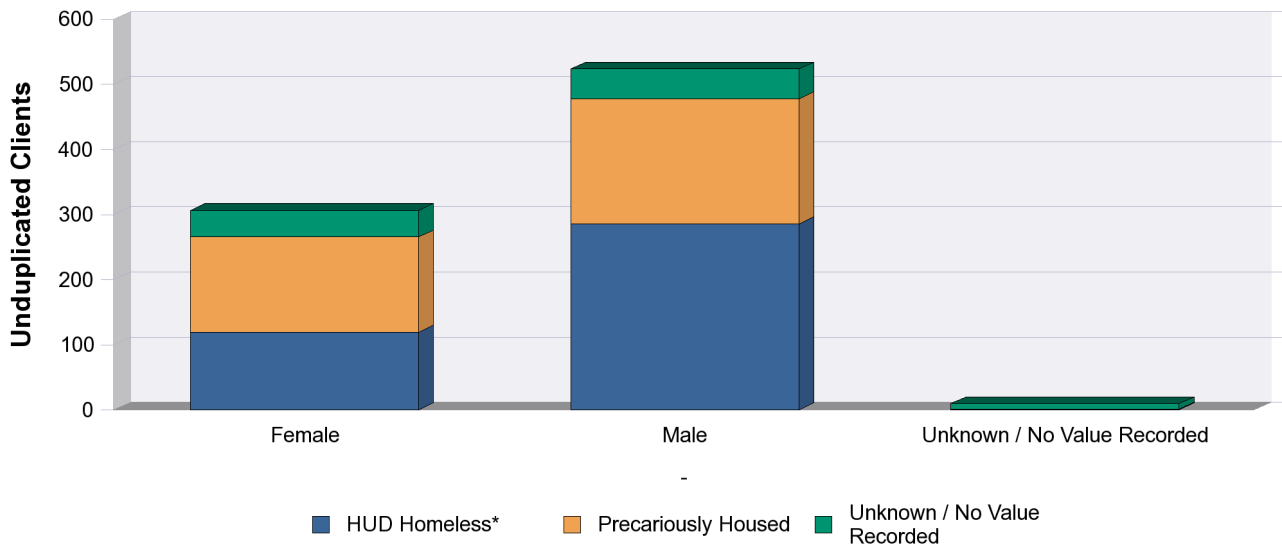
State of Vermont Point in Time Homeless Survey - Individuals

January 26, 2011

State Wide Report

	Totals	HUD Homeless*	Precariously Housed
Total Individuals NOT in Families Unduplicated	828	404	339

	Total Persons Recorded	%	Totals Persons Unduplicated	%	HUD Homeless* Unduplicated	Chronic Homeless Unduplicated	Precariously Housed Unduplicated
Female	345	37.1%	303	36.6%	121	29	146
Male	577	62.0%	516	62.3%	287	63	192
Unknown / No Value Recorded	9	1.0%	9	1.1%	0	0	1



HUD Homeless includes Chronically Homeless. Precariously Housed includes people doubled-up, couch surfers etc. Unknown/Not Recorded are not shown separately, but are included in Totals. All client counts are unduplicated unless otherwise noted. Statewide Unduplicated counts may not equal the sum of County or AHS District Totals. For example, if a person with the same unique identifier was counted by an agency in Addison County and by an agency in Chittenden County, statewide unduplicated counts will count this person as one, and breakdowns for Addison County and for Chittenden County will each count this person.

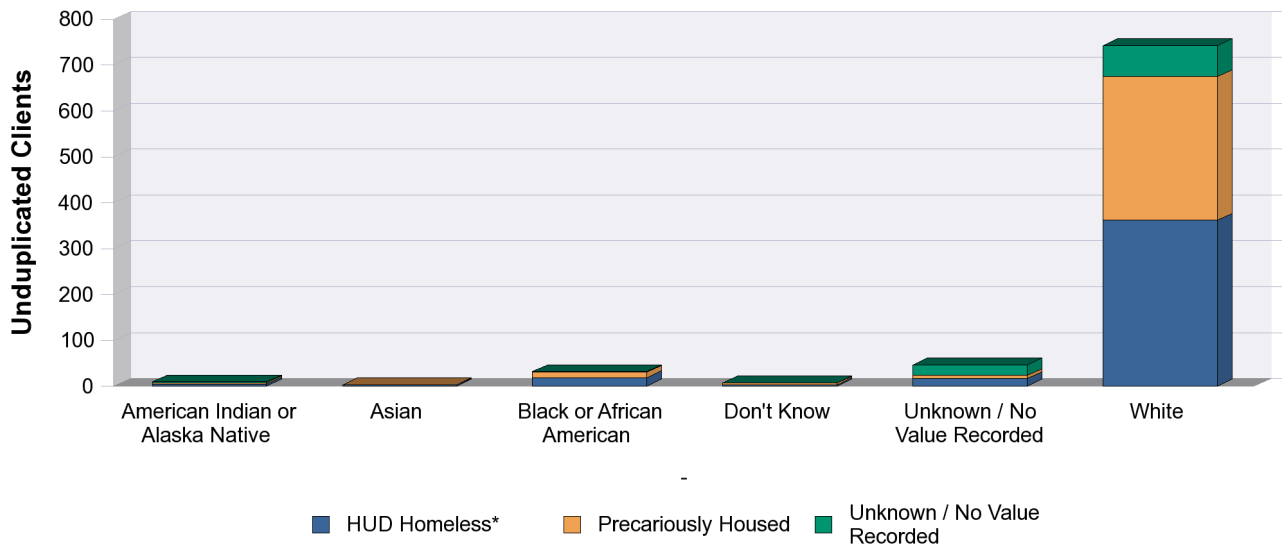
State of Vermont Point in Time Homeless Survey - Individuals

January 26, 2011

State Wide Report

	Totals	HUD Homeless*	Precariously Housed
Total Individuals NOT in Families Unduplicated	828	404	339

	Total Persons Recorded	%	Totals Persons Unduplicated	%	HUD Homeless* Unduplicated	Chronic Homeless Unduplicated	Precariously Housed Unduplicated
American Indian or Alaska Native	12	1.3%	9	1.1%	4	1	3
Asian	3	0.3%	3	0.4%	2	1	1
Black or African American	34	3.7%	31	3.7%	18	2	12
Don't Know	7	0.8%	7	0.8%	3	1	3
Unknown / No Value Recorded	46	4.9%	46	5.5%	16	2	7
White	829	89.0%	735	88.4%	365	85	313



HUD Homeless includes Chronically Homeless. Precariously Housed includes people doubled-up, couch surfers etc. Unknown/Not Recorded are not shown separately, but are included in Totals. All client counts are unduplicated unless otherwise noted. Statewide Unduplicated counts may not equal the sum of County or AHS District Totals. For example, if a person with the same unique identifier was counted by an agency in Addison County and by an agency in Chittenden County, statewide unduplicated counts will count this person as one, and breakdowns for Addison County and for Chittenden County will each count this person.

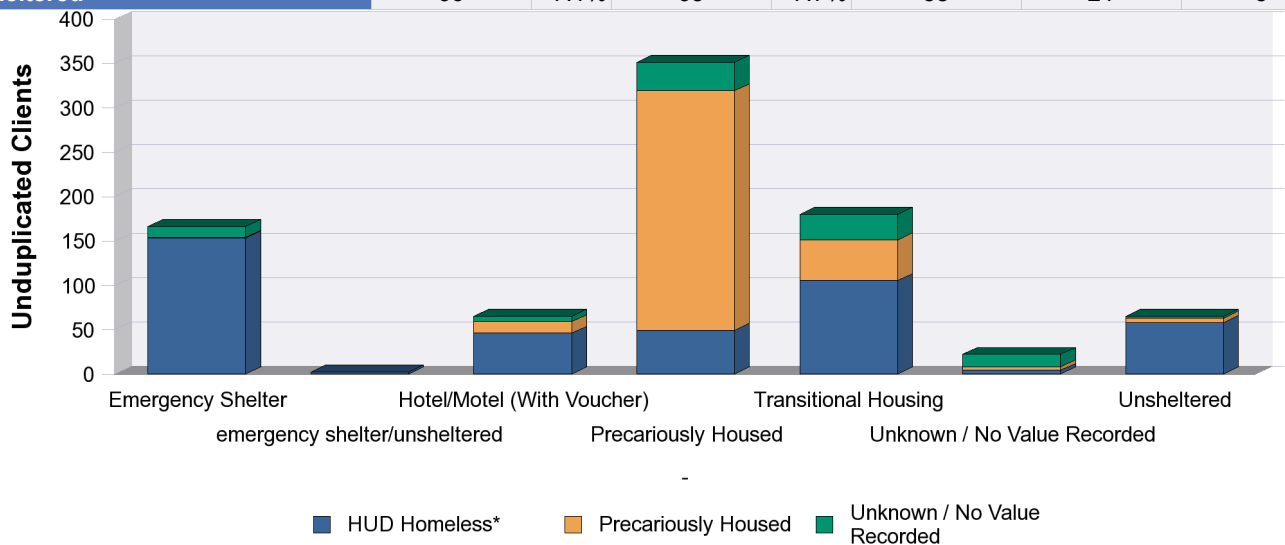
State of Vermont Point in Time Homeless Survey - Individuals

January 26, 2011

State Wide Report

	Totals	HUD Homeless*	Precariously Housed
Total Individuals NOT in Families Unduplicated	828	404	339

Current Housing Situation	Total Persons Recorded	%	Totals Persons Unduplicated	%	HUD Homeless* Unduplicated	Chronic Homeless Unduplicated	Precariously Housed Unduplicated
Emergency Shelter	220	23.6%	166	19.6%	154	18	1
emergency shelter/unsheltered	2	0.2%	2	0.2%	2	1	0
Hotel/Motel (With Voucher)	67	7.2%	64	7.5%	46	12	13
Precariously Housed	369	39.6%	350	41.2%	50	24	270
Transitional Housing	183	19.7%	180	21.2%	105	16	46
Unknown / No Value Recorded	24	2.6%	22	2.6%	4	1	4
Unsheltered	66	7.1%	65	7.7%	58	21	5



HUD Homeless includes Chronically Homeless. Precariously Housed includes people doubled-up, couch surfers etc. Unknown/Not Recorded are not shown separately, but are included in Totals. All client counts are unduplicated unless otherwise noted. Statewide Unduplicated counts may not equal the sum of County or AHS District Totals. For example, if a person with the same unique identifier was counted by an agency in Addison County and by an agency in Chittenden County, statewide unduplicated counts will count this person as one, and breakdowns for Addison County and for Chittenden County will each count this person.

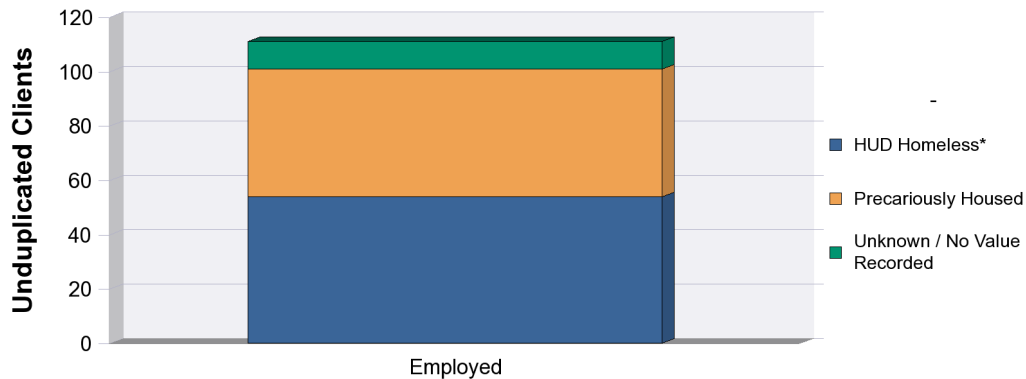
State of Vermont Point in Time Homeless Survey - Individuals

January 26, 2011

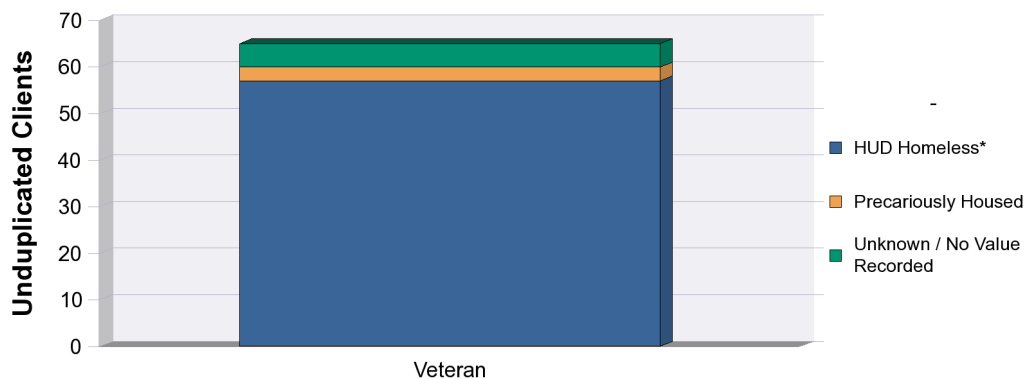
State Wide Report

	Totals	HUD Homeless*	Precariously Housed
Total Individuals NOT in Families Unduplicated	828	404	339

	Total Persons Recorded	Totals Persons Unduplicated	HUD Homeless* Unduplicated	Chronic Homeless Unduplicated	Precariously Housed Unduplicated
Employed	118	111	54	10	47



	Total Persons Recorded	Totals Persons Unduplicated	HUD Homeless* Unduplicated	Chronic Homeless Unduplicated	Precariously Housed Unduplicated
Veteran	70	65	59	20	3



HUD Homeless includes Chronically Homeless. Precariously Housed includes people doubled-up, couch surfers etc. Unknown/Not Recorded are not shown separately, but are included in Totals. All client counts are unduplicated unless otherwise noted. Statewide Unduplicated counts may not equal the sum of County or AHS District Totals. For example, if a person with the same unique identifier was counted by an agency in Addison County and by an agency in Chittenden County, statewide unduplicated counts will count this person as one, and breakdowns for Addison County and for Chittenden County will each count this person.

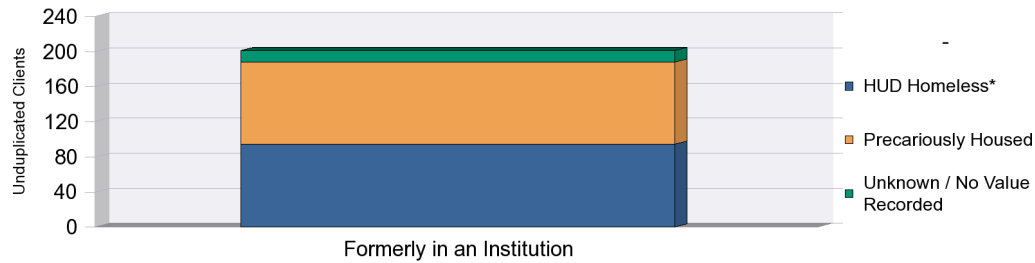
State of Vermont Point in Time Homeless Survey - Individuals

January 26, 2011

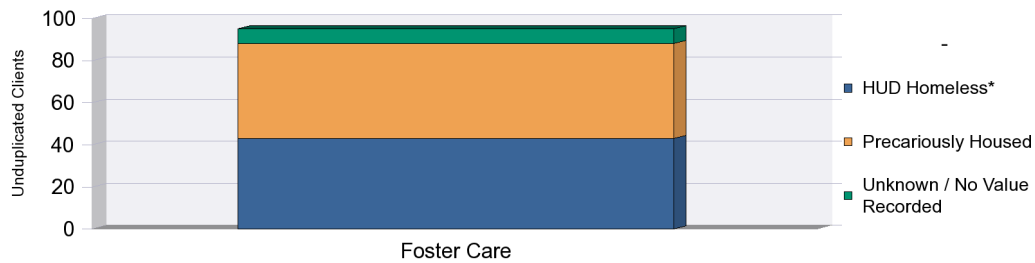
State Wide Report

	Totals	HUD Homeless*	Precariously Housed
Total Individuals NOT in Families Unduplicated	828	404	339

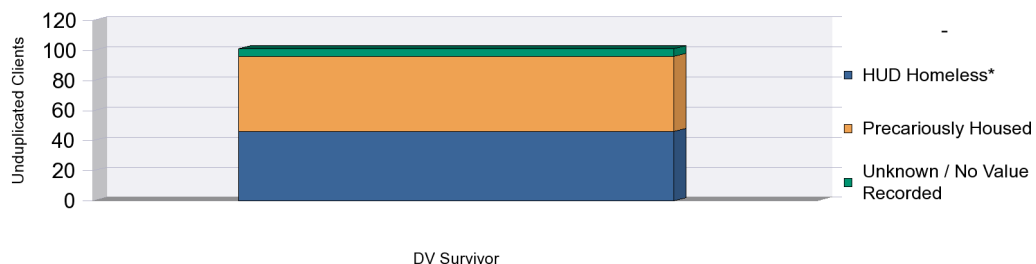
	Total Persons Recorded	Totals Persons Unduplicated	HUD Homeless* Unduplicated	Chronic Homeless Unduplicated	Precariously Housed Unduplicated
Formerly in an Institution*	229	201	95	27	94



	Total Persons Recorded	Totals Persons Unduplicated	HUD Homeless* Unduplicated*	Chronic Homeless Unduplicated	Precariously Housed Unduplicated
Foster Care	116	95	43	9	45



	Total Persons Recorded	Totals Persons Unduplicated	HUD Homeless* Unduplicated*	Chronic Homeless Unduplicated	Precariously Housed Unduplicated
Domestic Violence Survivor	124	100	46	9	50



HUD Homeless includes Chronically Homeless. Precariously Housed includes people doubled-up, couch surfers etc. Unknown/Not Recorded are not shown separately, but are included in Totals. All client counts are unduplicated unless otherwise noted. Statewide Unduplicated counts may not equal the sum of County or AHS District Totals. For example, if a person with the same unique identifier was counted by an agency in Addison County and by an agency in Chittenden County, statewide unduplicated counts will count this person as one, and breakdowns for Addison County and for Chittenden County will each count this person.

Former Institution: Any homeless person housed in an institution (e.g. jail, hospital) immediately prior to becoming homeless.


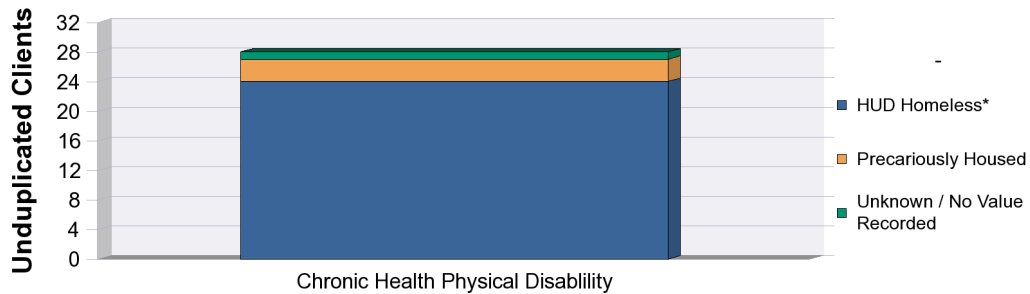
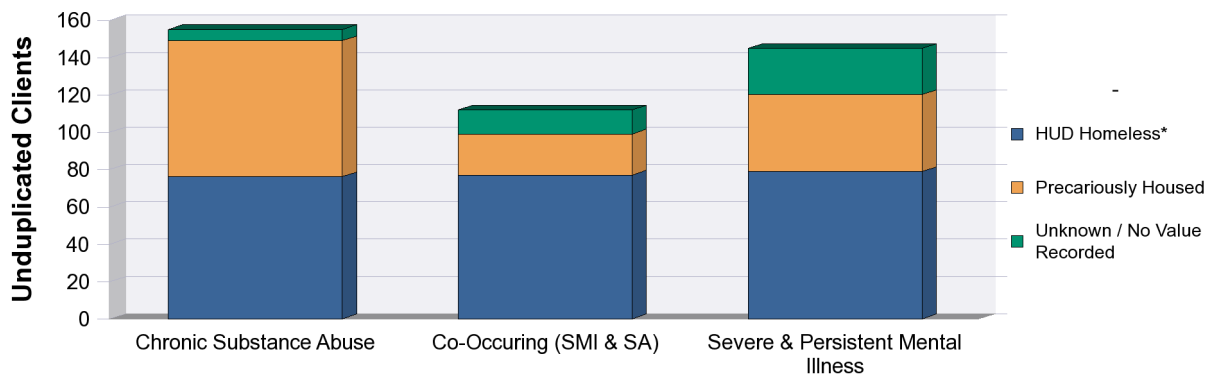
State of Vermont Point in Time Homeless Survey - Individuals

January 26, 2011

State Wide Report

	Totals	HUD Homeless*	Precariously Housed
Total Individuals NOT in Families Unduplicated	828	404	339

	Total Persons Recorded	Totals Persons Unduplicated	HUD Homeless* Unduplicated	Chronic Homeless Unduplicated	Precariously Housed Unduplicated
Severe & Persistent Mental Illness	150	145	80	20	41
Chronic Substance Abuse	167	155	77	13	73
Co-Occuring (SMI & SA)	129	112	79	28	22
Chronic Health Physical Disability	54	28	24	17	3
HIV / AIDS	4	3	3	2	0



HUD Homeless includes Chronically Homeless. Precariously Housed includes people doubled-up, couch surfers etc. Unknown/Not Recorded are not shown separately, but are included in Totals. All client counts are unduplicated unless otherwise noted. Statewide Unduplicated counts may not equal the sum of County or AHS District Totals. For example, if a person with the same unique identifier was counted by an agency in Addison County and by an agency in Chittenden County, statewide unduplicated counts will count this person as one, and breakdowns for Addison County and for Chittenden County will each count this person.

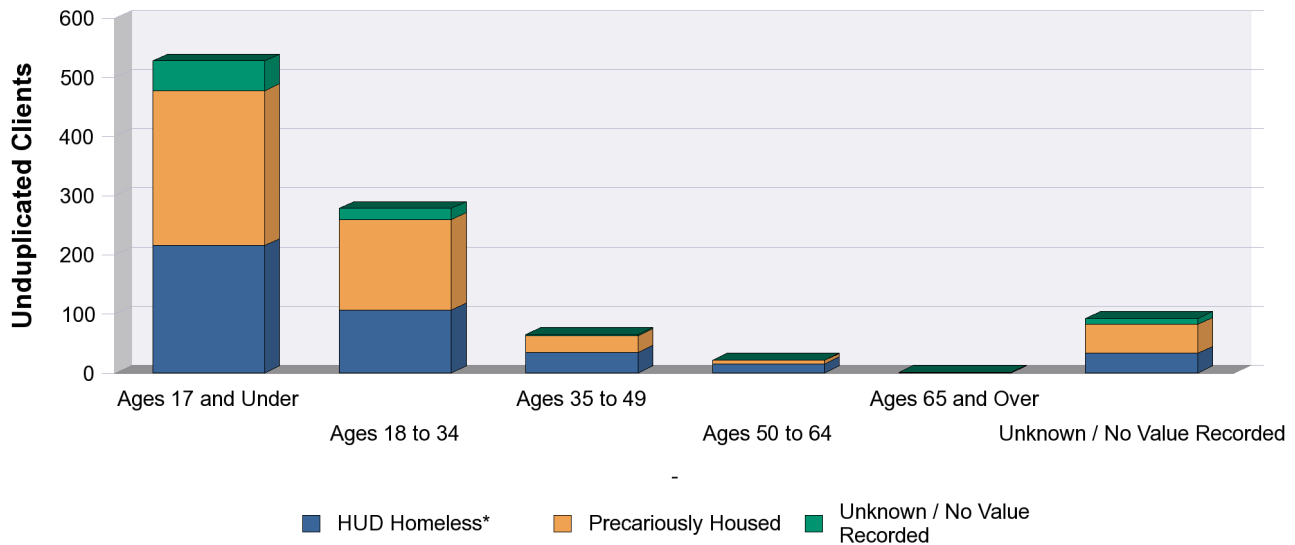
State of Vermont Point in Time Homeless Survey - Families

January 26, 2011

State Wide Report

	Totals	HUD Homeless*	Precariously Housed
Total Families	545	249	251
Total Persons in Families	939	404	498

	Total Persons Recorded	%	Totals Persons Unduplicated	%	HUD Homeless* Unduplicated	Precariously Housed Unduplicated
Ages 17 and Under	579	51.1%	497	52.9%	208	262
Ages 18 to 34	315	27.8%	266	28.3%	93	153
Ages 35 to 49	76	6.7%	63	6.7%	31	28
Ages 50 to 64	24	2.1%	22	2.3%	10	6
Ages 65 and Over	1	0.1%	1	0.1%	0	0
Unknown / No Value Recorded	139	12.3%	90	9.6%	31	49



	Total Persons Recorded	%	Totals Persons Unduplicated	%	HUD Homeless Unduplicated	Precariously Housed Unduplicated
Ages 04 and Under	229	20.2%	194	20.7%	76	121
Ages 05 to 10	221	19.5%	189	20.1%	89	92
Ages 11 to 14	73	6.4%	65	6.9%	33	25
Ages 15 to 17	56	4.9%	49	5.2%	19	24
Ages 18 to 21	90	7.9%	84	8.9%	27	49
Over 21	326	28.7%	268	28.5%	133	138
Unknown / No Value Recorded	139	12.3%	90	9.6%	33	49

HUD Homeless includes Chronically Homeless. Precariously Housed includes people doubled-up, couch surfers etc. Unknown/Not Recorded are not shown separately, but are included in Totals. All client counts are unduplicated unless otherwise noted. Statewide Unduplicated counts may not equal the sum of County or AHS District Totals. For example, if a person with the same unique identifier was counted by an agency in Addison County and by an agency in Chittenden County, statewide unduplicated counts will count this person as one, and breakdowns for Addison County and for Chittenden County will each count this person.

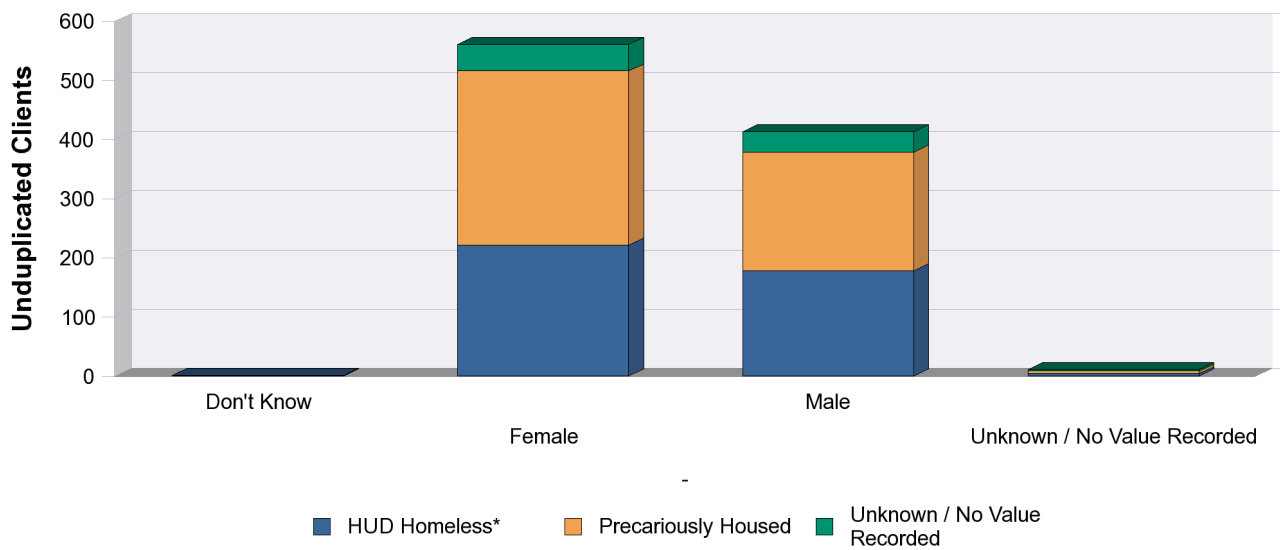
State of Vermont Point in Time Homeless Survey - Families

January 26, 2011

State Wide Report

	Totals	HUD Homeless*	Precariously Housed
Total Families	545	249	251
Total Persons in Families	939	404	498

	Total Persons Recorded	%	Totals Persons Unduplicated	%	HUD Homeless* Unduplicated	Precariously Housed Unduplicated
Don't Know	1	0.1%	1	0.1%	1	0
Female	645	56.9%	531	56.5%	205	294
Male	477	42.1%	396	42.2%	163	200
Unknown / No Value Recorded	11	1.0%	11	1.2%	4	4



HUD Homeless includes Chronically Homeless. Precariously Housed includes people doubled-up, couch surfers etc. Unknown/Not Recorded are not shown separately, but are included in Totals. All client counts are unduplicated unless otherwise noted. Statewide Unduplicated counts may not equal the sum of County or AHS District Totals. For example, if a person with the same unique identifier was counted by an agency in Addison County and by an agency in Chittenden County, statewide unduplicated counts will count this person as one, and breakdowns for Addison County and for Chittenden County will each count this person.

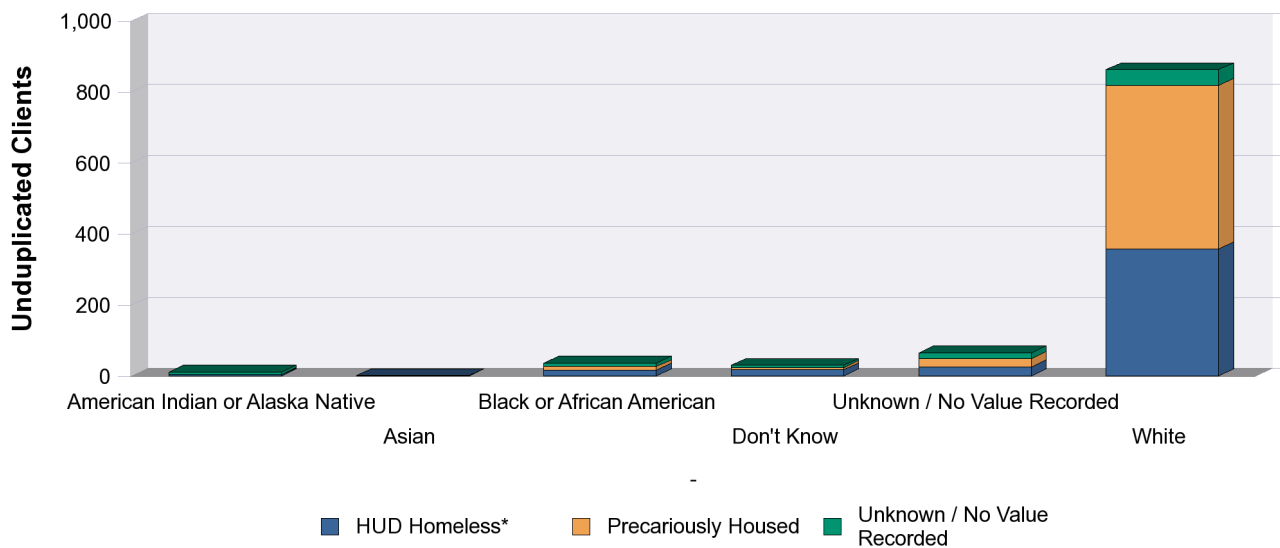
State of Vermont Point in Time Homeless Survey - Families

January 26, 2011

State Wide Report

	Totals	HUD Homeless*	Precariously Housed
Total Families	545	249	251
Total Persons in Families	939	404	498

	Total Persons Recorded	%	Totals Persons Unduplicated	%	HUD Homeless* Unduplicated	Precariously Housed Unduplicated
American Indian or Alaska Native	11	1.0%	11	1.1%	3	1
Asian	1	0.1%	1	0.1%	1	0
Black or African American	44	3.9%	36	3.7%	16	10
Don't Know	30	2.6%	30	3.1%	17	7
Unknown / No Value Recorded	69	6.1%	65	6.7%	25	24
White	979	86.3%	824	85.2%	322	461



HUD Homeless includes Chronically Homeless. Precariously Housed includes people doubled-up, couch surfers etc. Unknown/Not Recorded are not shown separately, but are included in Totals. All client counts are unduplicated unless otherwise noted. Statewide Unduplicated counts may not equal the sum of County or AHS District Totals. For example, if a person with the same unique identifier was counted by an agency in Addison County and by an agency in Chittenden County, statewide unduplicated counts will count this person as one, and breakdowns for Addison County and for Chittenden County will each count this person.

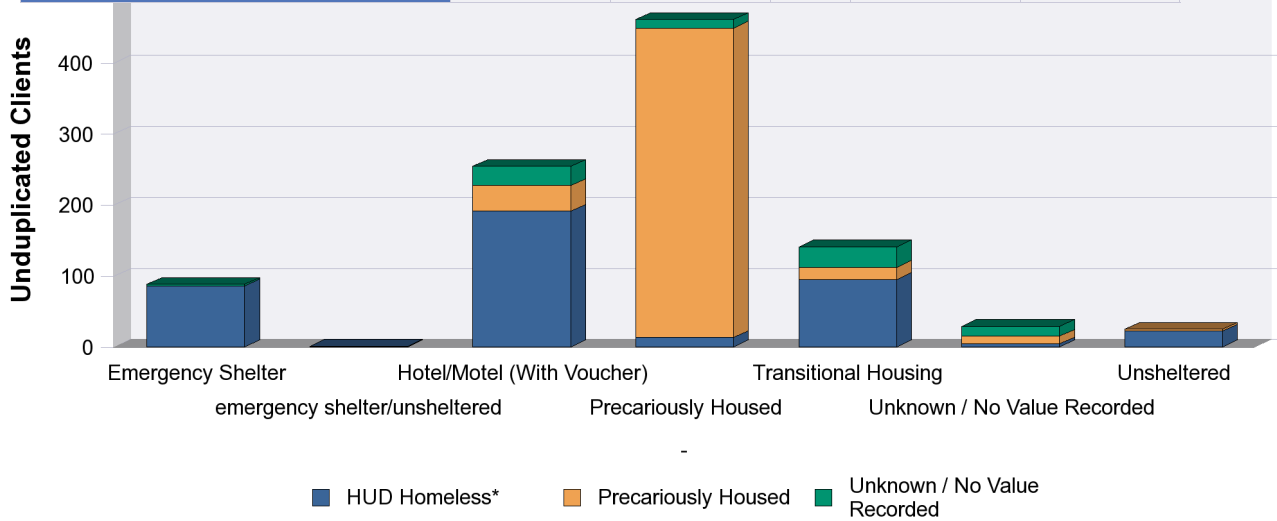
State of Vermont Point in Time Homeless Survey - Families

January 26, 2011

State Wide Report

	Totals	HUD Homeless*	Precariously Housed
Total Families	545	249	251
Total Persons in Families	939	404	498

Current Housing Situation	Total Persons Recorded	Totals Persons Unduplicated	%	HUD Homeless* Unduplicated	Precariously Housed Unduplicated
Emergency Shelter	137	88	9.1%	80	0
emergency shelter/unsheltered	1	1	0.1%	0	0
Hotel/Motel (With Voucher)	267	237	24.4%	183	36
Precariously Housed	506	455	46.8%	6	436
Transitional Housing	168	139	14.3%	95	17
Unknown / No Value Recorded	30	27	2.8%	1	11
Unsheltered	25	25	2.6%	16	3



HUD Homeless includes Chronically Homeless. Precariously Housed includes people doubled-up, couch surfers etc. Unknown/Not Recorded are not shown separately, but are included in Totals. All client counts are unduplicated unless otherwise noted. Statewide Unduplicated counts may not equal the sum of County or AHS District Totals. For example, if a person with the same unique identifier was counted by an agency in Addison County and by an agency in Chittenden County, statewide unduplicated counts will count this person as one, and breakdowns for Addison County and for Chittenden County will each count this person.

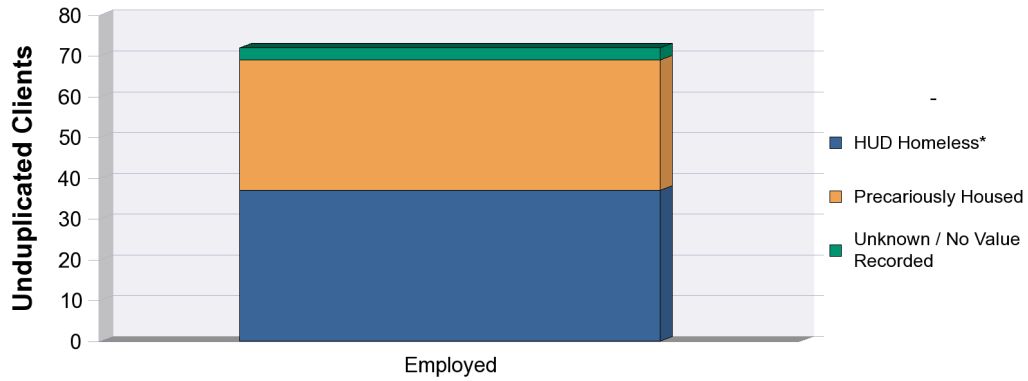
State of Vermont Point in Time Homeless Survey - Families

January 26, 2011

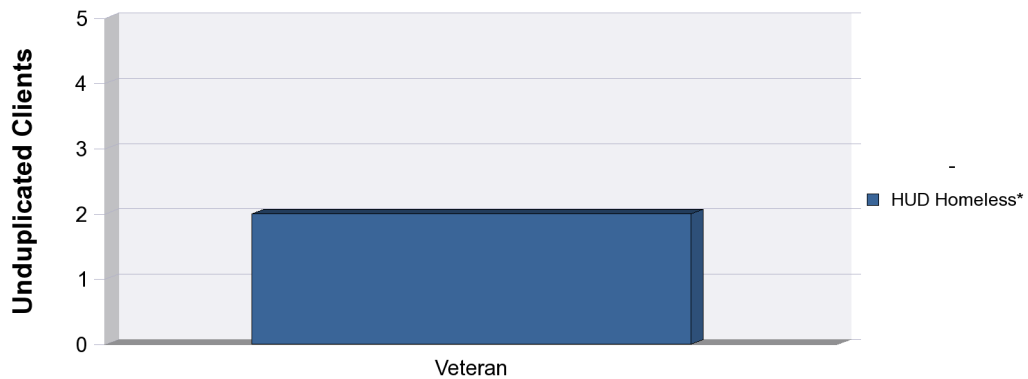
State Wide Report

	Totals	HUD Homeless*	Precariously Housed
Total Families	545	249	251
Total Persons in Families	939	404	498

	Total Persons Recorded	Totals Persons Unduplicated	HUD Homeless* Unduplicated	Total Persons Recorded
Employed	85	71	34	32



	Total Persons Recorded	Totals Persons Unduplicated	HUD Homeless* Unduplicated	Total Persons Recorded
Veteran	3	2	2	0



HUD Homeless includes Chronically Homeless. Precariously Housed includes people doubled-up, couch surfers etc. Unknown/Not Recorded are not shown separately, but are included in Totals. All client counts are unduplicated unless otherwise noted. Statewide Unduplicated counts may not equal the sum of County or AHS District Totals. For example, if a person with the same unique identifier was counted by an agency in Addison County and by an agency in Chittenden County, statewide unduplicated counts will count this person as one, and breakdowns for Addison County and for Chittenden County will each count this person.

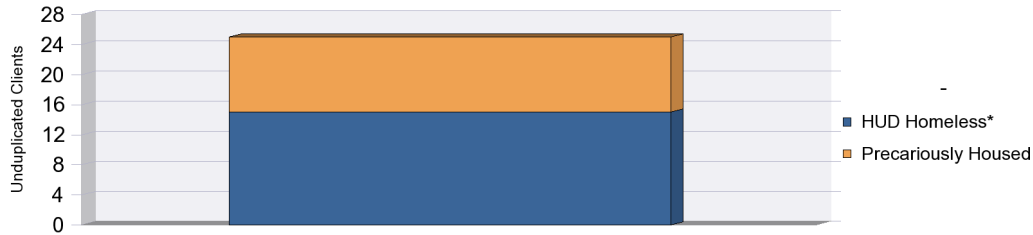
State of Vermont Point in Time Homeless Survey - Families

January 26, 2011

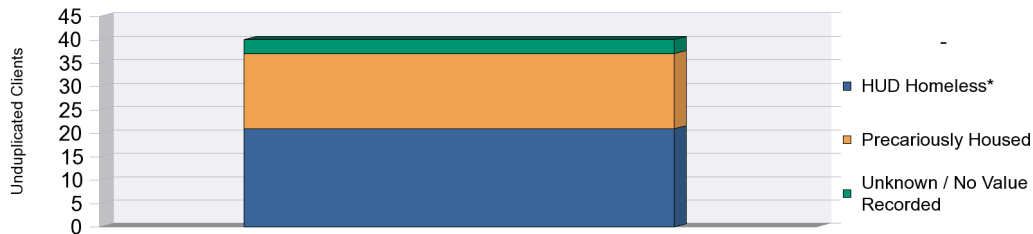
State Wide Report

	Totals	HUD Homeless*	Precariously Housed
Total Families	545	249	251
Total Persons in Families	939	404	498

	Total Persons Recorded	Totals Persons Unduplicated	HUD Homeless* Unduplicated	Precariously Housed Unduplicated
Formerly in an Institution*	38	25	11	10



	Total Persons Recorded	Totals Persons Unduplicated	HUD Homeless* Unduplicated	Precariously Housed Unduplicated
Foster Care	54	40	17	16



	Total Persons Recorded	Totals Persons Unduplicated	HUD Homeless* Unduplicated	Precariously Housed Unduplicated
Domestic Violence Survivor	152	101	40	59



HUD Homeless includes Chronically Homeless. Precariously Housed includes people doubled-up, couch surfers etc. Unknown/Not Recorded are not shown separately, but are included in Totals. All client counts are unduplicated unless otherwise noted. Statewide Unduplicated counts may not equal the sum of County or AHS District Totals. For example, if a person with the same unique identifier was counted by an agency in Addison County and by an agency in Chittenden County, statewide unduplicated counts will count this person as one, and breakdowns for Addison County and for Chittenden County will each count this person.

Former Institution: Any homeless person housed in an institution (e.g. jail, hospital) immediately prior to becoming homeless.

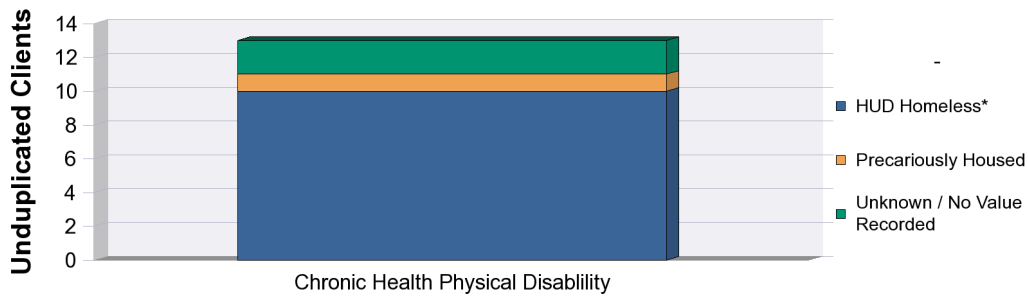
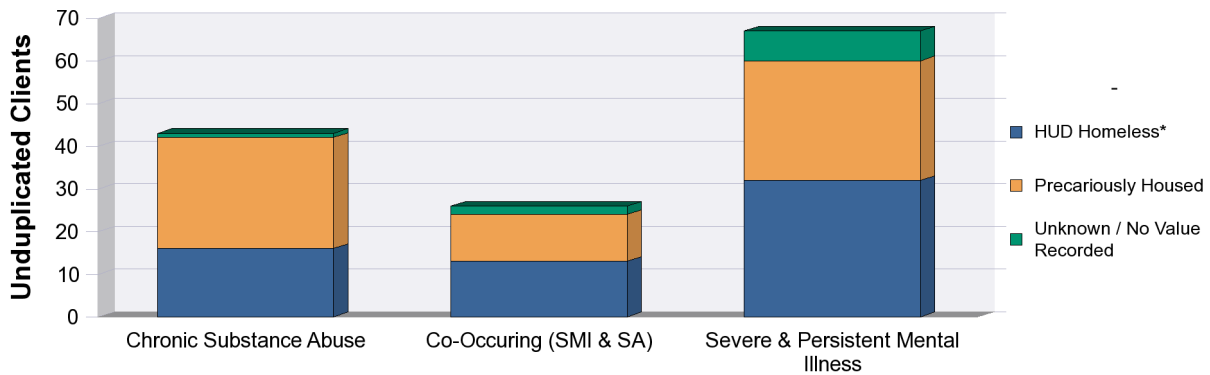
State of Vermont Point in Time Homeless Survey - Families

January 26, 2011

State Wide Report

	Totals	HUD Homeless*	Precariously Housed
Total Families	545	249	251
Total Persons in Families	939	404	498

	Total Persons Recorded	Totals Persons Unduplicated	HUD Homeless* Unduplicated	Precariously Housed Unduplicated
Severe & Persistent Mental Illness	80	66	24	0
Chronic Substance Abuser	0	0	0	0
Co-Occuring (SMI & SA)	29	26	6	11
Chronic Health Physical Disability	18	13	4	1
HIV / AIDS	0	0	0	0



HUD Homeless includes Chronically Homeless. Precariously Housed includes people doubled-up, couch surfers etc. Unknown/Not Recorded are not shown separately, but are included in Totals. All client counts are unduplicated unless otherwise noted. Statewide Unduplicated counts may not equal the sum of County or AHS District Totals. For example, if a person with the same unique identifier was counted by an agency in Addison County and by an agency in Chittenden County, statewide unduplicated counts will count this person as one, and breakdowns for Addison County and for Chittenden County will each count this person.